

ASSEMBLY AND INSTRUCTION MANUAL

MODEL 2401 TATAMI

© 2024 KURT BEIER & KATI QUINGER



Swivel and rocking function type 145

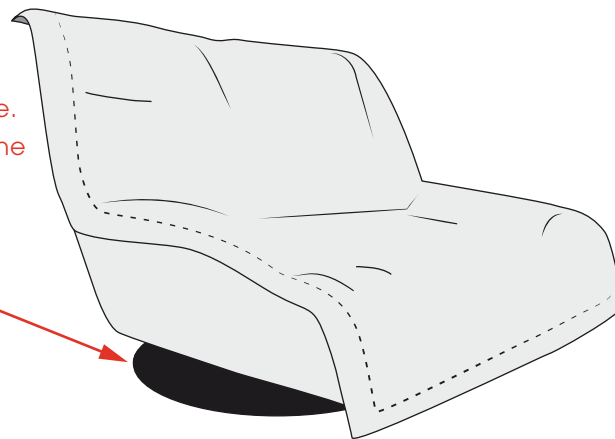


Solid models, type 240 & type 200

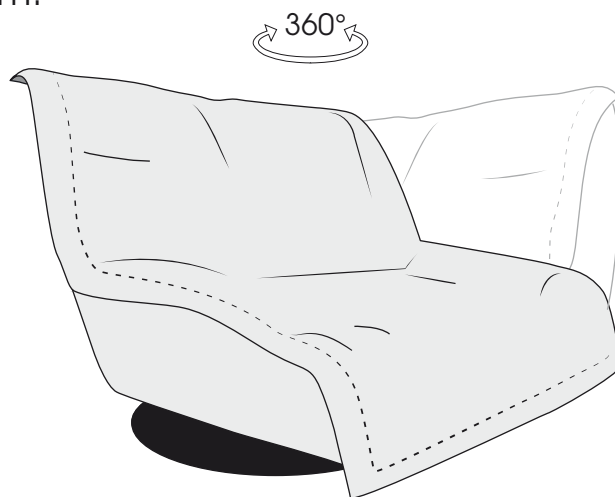
Armchair type 145 with swivel and rocking function:

Attention! Safety note:

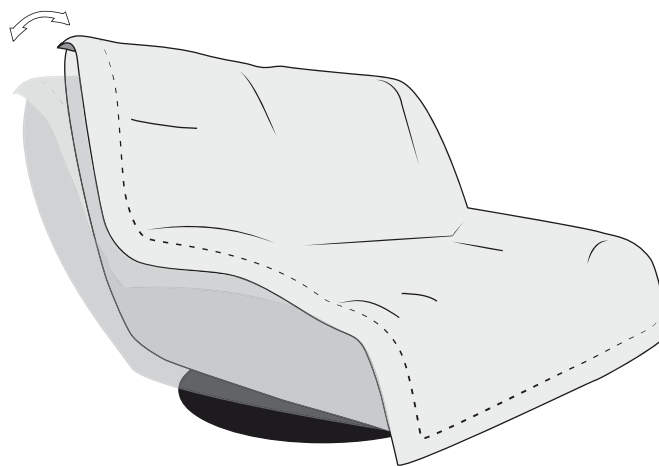
The base plate is plugged into a conical turning spindle.
For transportation it is absolutely necessary to lift up the
armchair at the base plate.



360 ° rotary system:



Rocking function:



Attention! Maximum load of turning and swing system: up to 110 kg