

# ASSEMBLY AND INSTRUCTION MANUAL

## MODEL 2214 AMIE

© 2022 KURT BEIER & KATI QUINGER



Comfort upholstered back

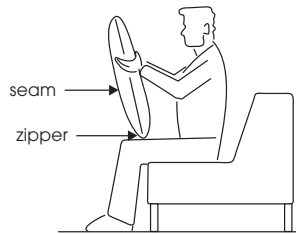


Optional solid or...




...with 360° rotation function


FUNKI - How it works:



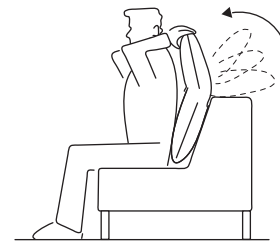
1. Take the cushion at its upper side and put the cushion on your knees with the zipper on the bottom. The seamless side faces you.



2. Move the upper part of the cushion towards yourself until the final position is reached.



3. Now you are able to move the upper part backwards until the upper part of the cushion will click into place in the zero position.



4. Now put the cushion in the preferred position (e.g. in the back, seamless side at the front and zipper at the bottom). You are able to choose different locking positions depending on your preference and position by slowly pulling the upper part of the cushion towards yourself.

Element round 760DF:

