

ASSEMBLY AND INSTRUCTION MANUAL

MODEL 0621 BLOBB.DE LUXE

© 2021 KURT BEIER & KATI QUINGER



Chair with swivel function...  swing Function...  motorised back and manual headrest



Cushy appearance



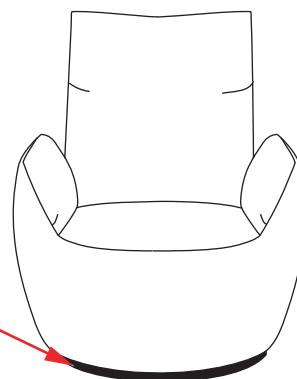
Motorised back option



Relax-Stool

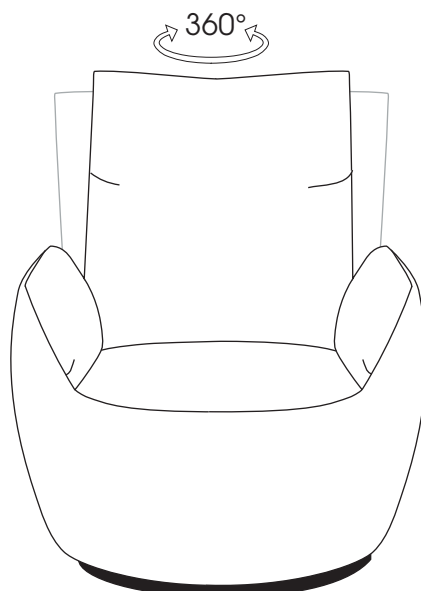
Attention! Safety note:

The base plate is plugged into a conical turning spindle.
For transportation it is absolutely necessary to lift up the chair at
the base plate.

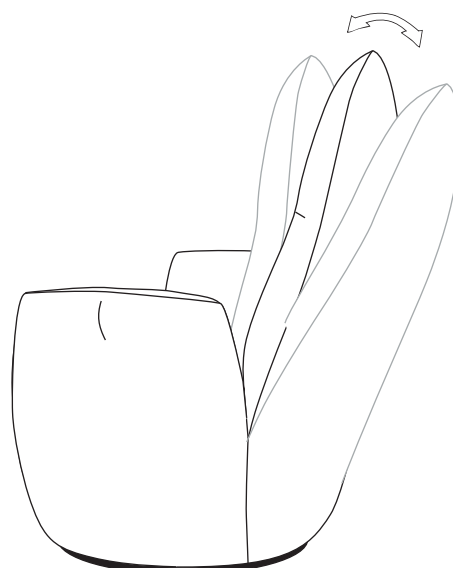


Turning and swing system

360 ° Rotary system:




Swing system:



Attention! Maximum load of turning and swing system: up to 110 kg

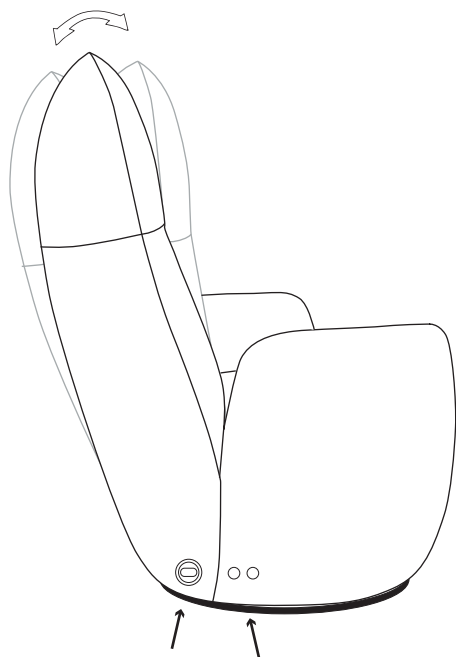
Manual adjustment of headrest:




1. To adjust the desired position grip the headrest from the outside and lift it carefully inside.
2. To obtain zero position, pull the headrest slightly beyond the lower position (towards you) and fold it back to the zero position.
3. From zero position you can easily snap the headrest into desired position.

Motorised back function:

The back function is operated using the control buttons (a and b) on the side.



Charging port and control buttons, left.
(Directional is standing in front of the furniture)



Back retracts (b) Back moves forward (a)

Technical data – for elements with motor-driven seat adjustment

Electrical connection

To be connected to common household alternating current (AC) with an input voltage of up to 240 V. To ensure a non-hazardous operation, the alternating current from the socket is converted in „low-voltage current“ (direct current, DC) by means of an integrated rectifier and an output voltage of 24 V is output. The main adapter respectively the charging unit also features a protective circuit which prevents malfunctions due to surge voltages and damages to the unit.

Note: The warranty claim will be invalidated if the device is connected incorrectly. Please also pay attention to a proper routing of the mains cable. The drive system is designed for alternating voltage.



Safety notes

The construction of the piece of furniture as well as the used materials ensure that it may be used without causing risks to the user when used as intended and in compliance with the present operating instructions.

All service, maintenance and repair operations shall only be carried out and documented by authorized persons. If it is necessary to disassemble individual safety devices during e.g. service or repair operations, then it is required to perform the re-establishment and examination of the effectiveness of all safety devices immediately upon completion of the operations.

Technical data – for all elements with seat adjustment

Motors

www.kaidielectrical.com

Device type	KDYT...,KDPT...
Mains connection (VAC)	100 - 240 V AC
Motor voltage	29 V DC
Protection type	IP 20
Continuous operation / pause cycles	2 min. / 18 min.

Caution: It is prohibited to put safety devices and/or guards out of operation respectively to remove them! The motor cover must not be removed! The piece of furniture is not suitable for operation in wet rooms!



Accumulator

www.kaidielectrical.com

Device type	KDDY022-2600
Accumulator capacity	approx. 50 Cycles / ø 21 days
Charging of the accumulator	by means of separate charging adapter
Life cycle	approx. 500 charging cycles (depending on use and environment)

Use accumulator only in dry rooms!

Do not dispose of the accumulator in the domestic waste!



Technical data – for all elements with seat adjustment

Notes: Before first operation, please charge the accumulator completely (8 hours). The charging and adjusting is possible at the same time. Recharge the accumulator after 3 months at the latest because otherwise the capacity will suffer. As soon as the critical accumulator capacity is reached, an acoustic alarm signal will sound when the function is activated. Immediately charge the accumulator.



The optimal performance of the accumulator is only ensured at normal room temperature (20° to 30° C).

Accumulators, batteries, electric motors, manual switches etc. belong to the wear and tear parts of a model. They are subject to a continuous loss of performance that differs depending on the intensity of the use (or application respectively purpose). Their lifetime is therefore limited by their very nature. This is part of the normal wear and tear of the parts and does not constitute any valid cause for complaint. If, however, a complaint is occurs within the first six months after purchase, it is assumed that a material defect existed already at the beginning. In such cases, we will replace the respective wear and/or tear part.

For wear and tear parts, we herewith provide all pieces of information, among other things regarding charging, connection, operation or storage in order to ensure a proper use. Please understand that failure to follow the instructions and incorrect handling will make claims under warranty null and void for those parts.

Bullfrog
Marketing & Design GmbH

Landwehrstr. 32
96247 Michelau
Germany

declares for the following programme:

0621 Blobb.de Luxe, types with motor-driven adjustment

the compliance and the equivalent with the EC guidelines:

EC machinery directive	2006/42/EG
EC low-voltage directive	2006/95/EG
other used standards	EN 60335-1 EN 55014-1 EN 55014-2 Kat II EN 61000-3-2/-3-3

Authorized representative of documents: Jan Beier
Landwehrstr. 32
96247 Michelau
Germany

It is certified herewith, that the above-mentioned products correspond to the mentioned EC guidelines

Michelau, April 2020



Jan Beier, director of Bullfrog Marketing & Design GmbH